

Signify Classified - Internal
Cooper Lighting Solutions Photometric Lab
1121 Highway 74 South
Peachtree City, GA 30269



Scaled data based on original data using
LM-79-08 Approved Method: Electrical and Photometric Measurements of Solid-
State Lighting Products

Test Report Prepared for
Cooper Lighting Solutions
(formerly Eaton)

Brand: STREETWORKS

Report Number: P867525

Luminaire Tested: **MEM2-HTN-SA-150-740-U-T2R-HSS**

Issue Date: 08/21/2024



Test Information

Test Method: LM-79-08
Report Number: P867525
Test Lab: INNOVATION CENTER(G3)
Issue Date: 08/21/2024
Manufacturer: COOPER LIGHTING SOLUTIONS (FORMERLY EATON)
Product Line: STREETWORKS
Catalog Number: MEM2-HTN-SA-150-740-U-T2R-HSS
Description: EPIC MODERN TALL HOUSING DISCRETE LED ARRAYS 150W 70CRI 4000K
FIXTURE w/ TYPE II ROADWAY DISTRIBUTION OPTIC AND HOUSE SIDE SHIELD
Light Source: (30) 4000K CCT, 70 CRI LEDS
Ballast/Driver: ELECTRONIC DRIVER

Summary

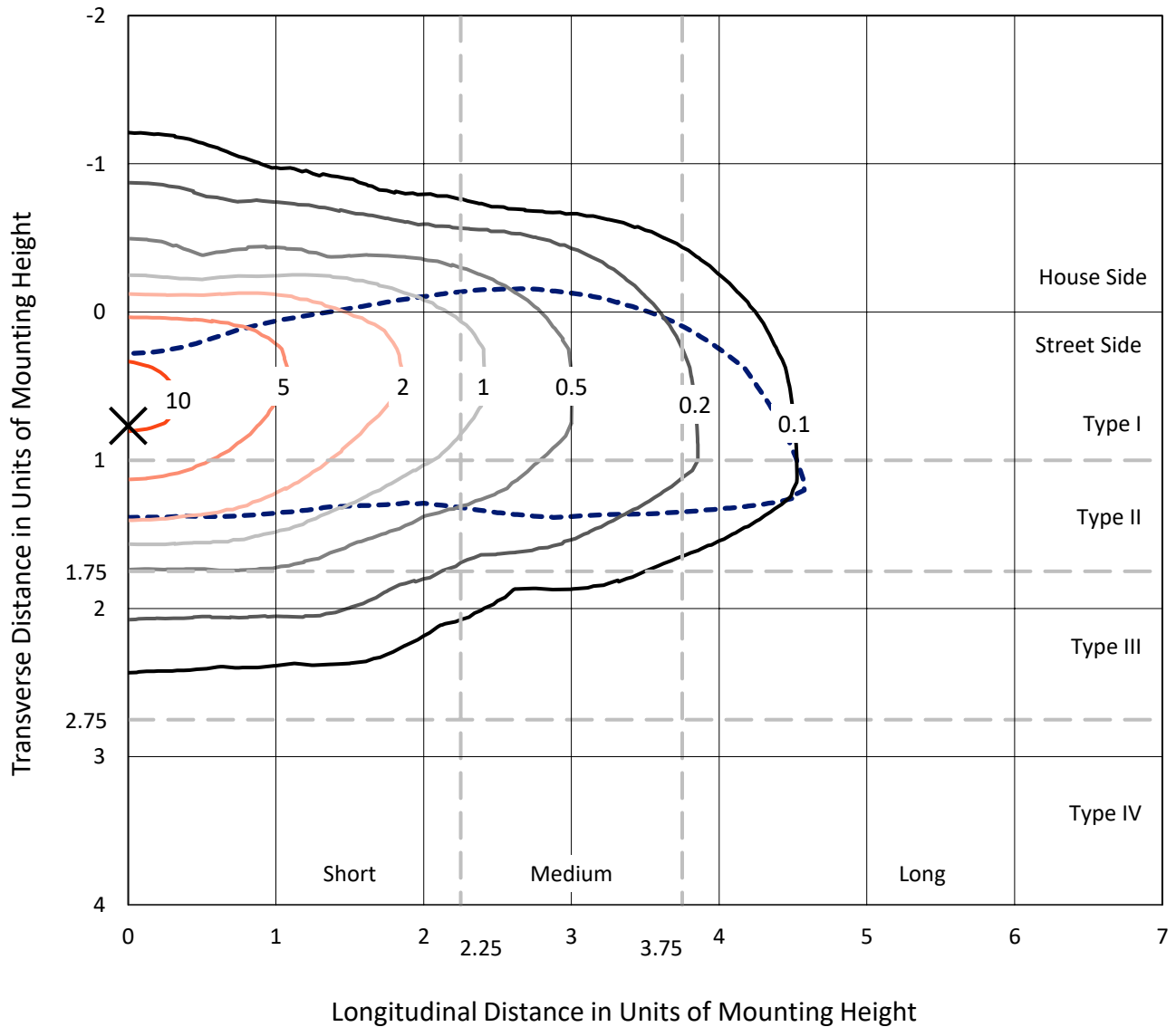
Lumens per Lamp: N/A
Luminaire Lumens: 13627.1 lumens
Efficiency: N/A
Efficacy: 101.7 lumens/watt
Luminous Opening: Rectangular (W 1' x L: 0.33' x H: 0')
IES Classification: Type II - Short
BUG Rating: B2 - U0 - G2

Input Watts (W): 134
Input Voltage (V): 120
Input Current (A_{in}): NR
Voltage Rise (V): NR
Power Factor: 0.99
Total Harmonic Distortion (THDi): 6.70%
Frequency (hertz): 60
Stabilization Time: NR
Operation Time: NR
Ambient Temperature (°C): NR
Test Distance: 24 FT

REPORT NUMBER: P867525
 CATALOG NUMBER: MEM2-HTN-SA-150-740-U-T2R-HSS

Iso-Footcandle Lines of Horizontal Illumination

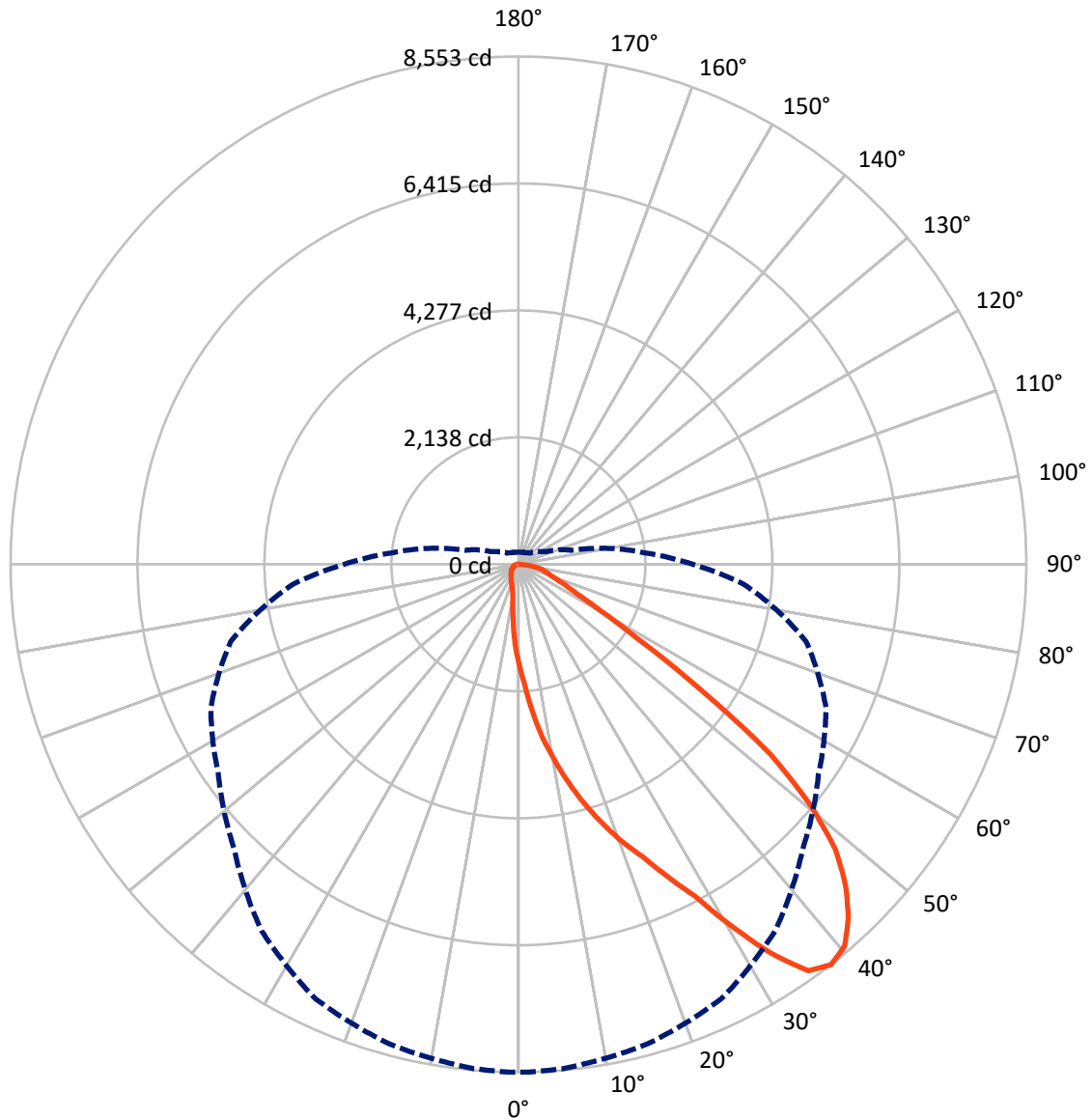
× Max cd
 - - - 1/2 Max cd



Based on 20 foot mounting height. Maximum calculated value = 11.7 fc
 Type II - Short - N/A

REPORT NUMBER: P867525
CATALOG NUMBER: MEM2-HTN-SA-150-740-U-T2R-HSS

Luminous Intensity Polar Plot



— Vertical Plane Through 0-Deg Lateral - - - Horizontal Cone Through 37.5-Deg Vertical

REPORT NUMBER: P867525
 CATALOG NUMBER: MEM2-HTN-SA-150-740-U-T2R-HSS

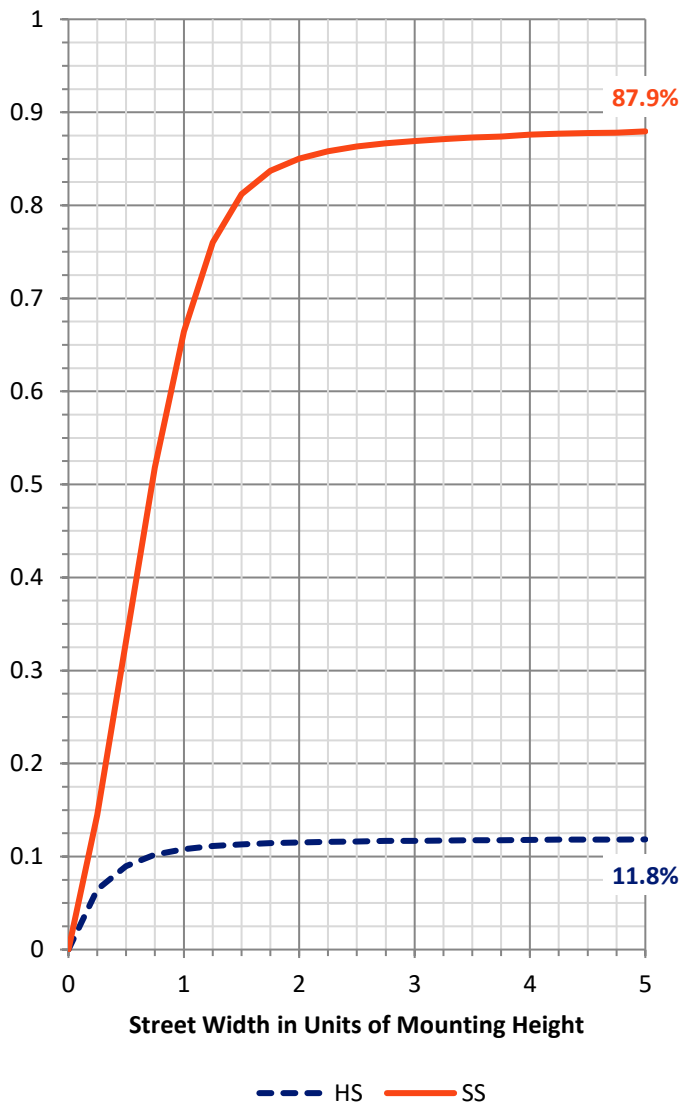
FLUX DISTRIBUTION:

		Downward	Upward	Total
House Side	Lumens	1625.3	0.0	1625.3
	% Fixture	11.9	0.0	11.9
Street Side	Lumens	12001.8	0.0	12001.8
	% Fixture	88.1	0.0	88.1
Total	Lumens	13627.1	0.0	13627.1
	% Fixture	100.0	0.0	100.0

ZONAL LUMENS:

Zone	Lumens	% Fixture
0°-10°	169.4	1.2
10°-20°	592.2	4.3
20°-30°	1221.8	9.0
30°-40°	2149.8	15.8
40°-50°	2918.9	21.4
50°-60°	2892.0	21.2
60°-70°	2226.4	16.3
70°-80°	1292.2	9.5
80°-90°	164.3	1.2
90°-100°	0.0	0.0
100°-110°	0.0	0.0
110°-120°	0.0	0.0
120°-130°	0.0	0.0
130°-140°	0.0	0.0
140°-150°	0.0	0.0
150°-160°	0.0	0.0
160°-170°	0.0	0.0
170°-180°	0.0	0.0
0°-90°	13627.1	100.0
0°-180°	13627.1	100.0

Coefficient of Utilization



REPORT NUMBER: P867525

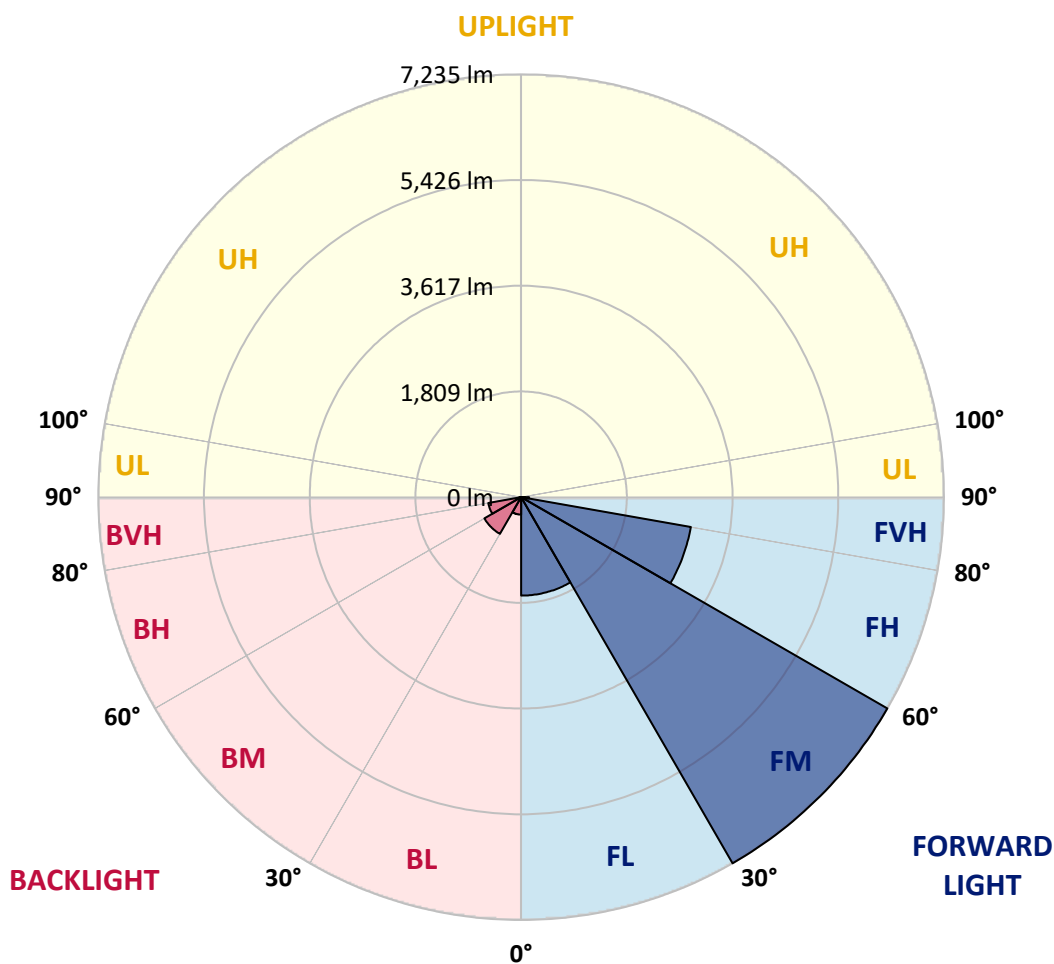
CATALOG NUMBER: MEM2-HTN-SA-150-740-U-T2R-HSS

LUMINAIRE CLASSIFICATION SYSTEM LUMEN TABLE AND BUG RATING:

Zone	Lumens	% Fixture	Zone Rating/Lumen Limit		
			B	U	G
FL (0°-30°)	1684.6	12.4			
FM (30°-60°)	7234.8	53.1			
FH (60°-80°)	2948.4	21.6			G2/5000
FVH (80°-90°)	134.0	1.0			G2/225
BL (0°-30°)	298.8	2.2	B1/500		
BM (30°-60°)	725.9	5.3	B1/1000		
BH (60°-80°)	570.3	4.2	B2/1000		G2/1000
BVH (80°-90°)	30.3	0.2			G1/100
UL (90°-100°)	0.0	0.0		U0/0	
UH (100°-180°)	0.0	0.0		U0/0	

BUG Rating: B2-U0-G2

Type II Short





REPORT NUMBER: P867525

CATALOG NUMBER: MEM2-HTN-SA-150-740-U-T2R-HSS

CANDELA DISTRIBUTION (FULL):

	0°	1°	5°	15°	25°	35°	45°	55°	65°	75°	85°
0°	1688.6	1688.6	1688.6	1688.6	1688.6	1688.6	1688.6	1688.6	1688.6	1688.6	1688.6
2.5°	2034.7	2065.1	2042.3	2023.3	1996.6	1970.0	1932.0	1890.2	1836.9	1772.3	1715.2
5°	2494.8	2510.1	2502.5	2491.0	2407.4	2327.5	2247.6	2148.8	2011.9	1890.2	1760.8
7.5°	2955.0	2947.4	2928.4	2894.2	2818.1	2726.8	2582.3	2418.8	2224.8	2011.9	1810.3
10°	3358.2	3369.6	3354.4	3301.1	3206.0	3080.5	2905.6	2719.2	2456.8	2160.2	1878.7
12.5°	3780.3	3787.9	3787.9	3673.8	3609.2	3415.2	3228.9	2977.8	2685.0	2342.7	1958.6
15°	4194.8	4179.6	4179.6	4103.6	3989.5	3772.7	3563.5	3259.3	2928.4	2513.9	2049.9
17.5°	4590.4	4598.0	4563.7	4480.1	4369.8	4160.6	3902.0	3567.3	3168.0	2719.2	2145.0
20°	4982.1	4959.3	4944.1	4860.4	4742.5	4495.3	4248.1	3867.8	3449.4	2951.2	2278.1
22.5°	5347.2	5358.6	5320.6	5187.5	5077.2	4852.8	4571.4	4221.5	3746.1	3183.2	2422.6
25°	5818.8	5780.7	5815.0	5655.2	5484.1	5217.9	4898.4	4552.3	4069.3	3468.4	2601.3
27.5°	6320.8	6343.6	6324.6	6149.7	5917.7	5560.2	5225.5	4856.6	4396.4	3738.5	2802.9
30°	7070.0	7058.6	7062.4	6800.0	6415.9	5989.9	5579.2	5176.1	4723.5	4069.3	3038.7
32.5°	7811.6	7853.5	7750.8	7518.8	7077.6	6434.9	5932.9	5484.1	5039.1	4354.6	3278.3
35°	8408.7	8397.3	8355.5	8096.9	7659.5	7035.8	6336.0	5826.4	5373.8	4704.5	3544.5
37.5°	8553.2	8553.2	8526.6	8366.9	8077.8	7537.8	6773.4	6168.7	5716.1	5016.3	3803.1
40°	8458.1	8439.1	8423.9	8317.4	8161.5	7842.0	7233.5	6522.4	6081.2	5419.5	4088.4
42.5°	8146.3	8150.1	8131.1	8070.2	7986.6	7864.9	7518.8	6898.9	6438.7	5799.8	4369.8
45°	7727.9	7735.6	7712.7	7705.1	7663.3	7663.3	7583.4	7195.5	6777.2	6187.7	4677.8
47.5°	7191.7	7187.9	7176.5	7157.5	7241.1	7332.4	7404.7	7362.8	7077.6	6606.0	4955.5
50°	6374.0	6366.4	6400.7	6495.7	6701.1	6902.7	7115.6	7313.4	7294.4	6993.9	5290.1
52.5°	5313.0	5263.5	5301.6	5594.4	6016.5	6465.3	6765.8	7077.6	7404.7	7404.7	5621.0
55°	3715.7	3757.5	3780.3	4210.1	5042.9	5815.0	6343.6	6746.7	7362.8	7731.8	5986.1
57.5°	2365.5	2380.8	2449.2	2913.2	3890.6	4856.6	5792.2	6453.9	7206.9	8005.6	6351.2
60°	1593.5	1540.3	1593.5	1859.7	2799.1	3810.7	4982.1	6085.0	6982.5	8203.3	6754.3
62.5°	1125.7	1121.9	1137.1	1293.1	1996.6	2863.8	3966.7	5586.8	6803.8	8214.7	7054.8
65°	908.9	882.3	893.7	981.2	1338.7	2099.3	2909.4	4685.4	6644.1	8013.2	7203.1
67.5°	730.2	718.8	726.4	783.4	1004.0	1578.3	2049.9	3563.5	6305.6	7670.9	7119.4
70°	597.1	600.9	604.7	661.7	798.7	1194.2	1464.2	2445.4	5583.0	7283.0	6742.9
72.5°	517.2	517.2	521.0	559.1	669.3	947.0	1106.7	1589.7	4518.1	6864.6	6050.8
75°	456.4	456.4	456.4	490.6	570.5	760.6	859.5	1087.7	3244.1	6088.8	5004.9
77.5°	395.5	399.3	399.3	429.8	490.6	593.3	661.7	753.0	2068.9	4704.5	3787.9
80°	304.2	304.2	308.1	342.3	418.3	464.0	486.8	532.4	1087.7	2955.0	2403.6
82.5°	213.0	216.8	216.8	220.6	281.4	285.2	262.4	266.2	395.5	981.2	912.7
85°	22.8	26.6	30.4	30.4	49.4	60.8	64.7	60.8	64.7	114.1	114.1
87.5°	0.0	0.0	0.0	0.0	3.8	7.6	7.6	11.4	11.4	11.4	11.4
90°	0.0	0.0	0.0	0.0	0.0	0.0	0.0	0.0	0.0	0.0	0.0



REPORT NUMBER: P867525

CATALOG NUMBER: MEM2-HTN-SA-150-740-U-T2R-HSS

CANDELA DISTRIBUTION (continued):

	90°	95°	105°	115°	125°	135°	145°	155°	165°	175°	180°
0°	1688.6	1688.6	1688.6	1688.6	1688.6	1688.6	1688.6	1688.6	1688.6	1688.6	1688.6
2.5°	1684.8	1658.2	1601.1	1551.7	1506.0	1468.0	1441.4	1407.2	1380.5	1380.5	1395.7
5°	1696.2	1635.3	1517.4	1407.2	1319.7	1236.0	1160.0	1110.5	1072.5	1049.7	1049.7
7.5°	1711.4	1620.1	1441.4	1274.0	1137.1	1004.0	886.1	829.1	772.0	753.0	756.8
10°	1741.8	1612.5	1372.9	1156.1	950.8	783.4	669.3	608.5	578.1	562.9	562.9
12.5°	1776.1	1612.5	1300.7	1023.0	783.4	612.3	543.8	498.2	483.0	475.4	467.8
15°	1821.7	1620.1	1239.8	882.3	638.9	517.2	467.8	441.2	425.9	418.3	418.3
17.5°	1874.9	1627.7	1175.2	768.2	543.8	456.4	418.3	399.3	384.1	376.5	376.5
20°	1943.4	1646.8	1110.5	665.5	475.4	418.3	384.1	365.1	349.9	346.1	342.3
22.5°	2027.1	1677.2	1045.9	581.9	429.8	380.3	349.9	334.7	323.3	315.7	315.7
25°	2125.9	1715.2	996.4	521.0	395.5	353.7	327.1	308.1	296.6	292.8	292.8
27.5°	2262.9	1779.9	947.0	475.4	368.9	327.1	300.4	285.2	273.8	270.0	266.2
30°	2392.2	1859.7	924.2	464.0	349.9	304.2	285.2	266.2	254.8	251.0	247.2
32.5°	2559.5	1951.0	908.9	464.0	342.3	289.0	266.2	251.0	239.6	235.8	232.0
35°	2738.2	2057.5	908.9	479.2	346.1	277.6	251.0	235.8	224.4	216.8	216.8
37.5°	2932.2	2164.0	916.6	502.0	357.5	270.0	235.8	220.6	209.2	205.4	205.4
40°	3137.6	2308.5	931.8	521.0	368.9	266.2	220.6	209.2	197.8	190.2	190.2
42.5°	3327.7	2422.6	958.4	543.8	376.5	262.4	209.2	197.8	186.4	182.5	182.5
45°	3548.3	2548.1	981.2	559.1	376.5	251.0	197.8	186.4	178.7	174.9	171.1
47.5°	3723.3	2650.8	992.6	566.7	368.9	239.6	186.4	178.7	171.1	163.5	167.3
50°	3936.2	2761.1	1011.6	570.5	353.7	224.4	178.7	167.3	159.7	155.9	155.9
52.5°	4141.6	2871.4	1026.8	562.9	334.7	205.4	167.3	159.7	152.1	144.5	144.5
55°	4385.0	2993.1	1049.7	551.5	304.2	186.4	155.9	148.3	136.9	133.1	129.3
57.5°	4662.6	3152.8	1068.7	528.6	266.2	167.3	148.3	136.9	121.7	114.1	114.1
60°	4917.4	3335.3	1083.9	471.6	232.0	155.9	136.9	125.5	110.3	106.5	106.5
62.5°	5191.3	3525.5	1083.9	372.7	197.8	140.7	129.3	117.9	102.7	98.9	98.9
65°	5381.4	3696.6	1049.7	277.6	167.3	133.1	125.5	110.3	95.1	91.3	91.3
67.5°	5434.7	3803.1	954.6	197.8	144.5	125.5	117.9	102.7	91.3	83.7	83.7
70°	5263.5	3719.5	779.6	152.1	125.5	114.1	106.5	95.1	83.7	79.9	79.9
72.5°	4772.9	3400.0	581.9	129.3	110.3	106.5	98.9	87.5	79.9	76.1	76.1
75°	3997.1	2825.7	410.7	114.1	102.7	95.1	87.5	79.9	72.3	72.3	72.3
77.5°	3027.3	2042.3	254.8	102.7	87.5	87.5	79.9	72.3	68.5	64.7	64.7
80°	1954.8	1289.3	144.5	72.3	60.8	64.7	57.0	49.4	49.4	45.6	45.6
82.5°	829.1	509.6	76.1	41.8	30.4	26.6	19.0	19.0	15.2	15.2	15.2
85°	83.7	30.4	15.2	11.4	11.4	7.6	7.6	7.6	7.6	3.8	3.8
87.5°	11.4	11.4	11.4	7.6	7.6	7.6	3.8	3.8	3.8	3.8	3.8
90°	0.0	0.0	0.0	0.0	0.0	0.0	0.0	0.0	0.0	0.0	0.0

LM-79-2019: Approved Method: Electrical and Photometric Measurements of Solid-
State Lighting Products

Report Prepared for

Cooper Lighting Solutions

Streetworks

Report Number: SP1-2407-157-5

Test Date: 08/07/2024

Luminaire Tested: MEM2-HTN-SA-40-740-U-5WQ-2

Data in this report applies to families of products including MEM2-HTN-SA-40-740-U-5WQ-2

Test Information

Test Method: LM-79-2019
 Report Number: SP1-2407-157-5
 Test Lab: COOPER LIGHTING SOLUTIONS
 Photometer: SP1 - 76IN SPHERE
 Measurement Geometry: 4π
 Issue Date: 08/20/2024
 Manufacturer: COOPER LIGHTING SOLUTIONS
 Product Line: Streetworks
 Catalog Number: **MEM2-HTN-SA-40-740-U-5WQ-2**
 Description: Epic Modern Light Square 40W 5WQ Optic and Flare Trim

Spectral Parameters

CCT (K): 3915
 CIE u': 0.2262
 CIE v': 0.5044
 Duv: 0.0010
 CIE x: 0.3850
 CIE y: 0.3816
 CIE z: 0.2334
 Peak Wavelength (nm): 449
 Dominant Wavelength (nm): 578
 Purity: 30.05482
 R_f: 73.2
 R_g: 93.9

CRI (Ra):	71.0		
R1:	67.6	R9:	-38.4
R2:	78.3	R10:	48.9
R3:	87.1	R11:	65.3
R4:	69.7	R12:	40.4
R5:	67.4	R13:	69.3
R6:	69.3	R14:	92.6
R7:	79.7	R15:	59.9
R8:	48.7		



Test Conditions

Stabilization Time: 21M
 Operation Time: 1H 21M
 Sphere Temperature (°C): 24.2

REPORT NUMBER: SP1-2407-157-5

Measurement and Test Equipment			
Instrument	Identification Number	Calibration Date	Calibration Due Date
Photometer	IN0058	6/18/2024	12/18/2024
Power Meter	INXT2011004	2/8/2024	2/8/2025
AC Power Source	IN0063	10/24/2023	10/24/2024
DC Power Source	IN0208	10/24/2023	10/24/2024
Sphere Thermometer	IN0085	10/24/2023	10/24/2024
Room Thermometer	IN0046	10/24/2023	10/24/2024

REPORT NUMBER: SP1-2407-157-5

CIE 1931 Chromaticity Diagram



CIE 1931 Chromaticity Diagram with 2017 ANSI 7-Step and 4-Step Quadrangles



Point lies inside the ANSI 4000K 4-step quadrangle

REPORT NUMBER: SP1-2407-157-5

Photopic Flux vs. Wavelength



Photopic Lumens: NR

λ (nm)	Power W [^] /nm	Lumens (φ/nm)	λ (nm)	Power W [^] /nm	Lumens (φ/nm)	λ (nm)	Power W [^] /nm	Lumens (φ/nm)	λ (nm)	Power W [^] /nm	Lumens (φ/nm)	λ (nm)	Power W [^] /nm	Lumens (φ/nm)
360	0	NR	490	112	NR	620	618	NR	750	15	NR	880	0	NR
365	0	NR	495	153	NR	625	563	NR	755	13	NR	885	0	NR
370	0	NR	500	216	NR	630	510	NR	760	11	NR	890	0	NR
375	0	NR	505	291	NR	635	456	NR	765	9	NR	895	0	NR
380	0	NR	510	366	NR	640	407	NR	770	8	NR	900	0	NR
385	0	NR	515	436	NR	645	359	NR	775	7	NR	905	0	NR
390	0	NR	520	492	NR	650	316	NR	780	6	NR	910	0	NR
395	2	NR	525	536	NR	655	277	NR	785	5	NR	915	0	NR
400	4	NR	530	567	NR	660	240	NR	790	4	NR	920	0	NR
405	7	NR	535	596	NR	665	208	NR	795	4	NR	925	0	NR
410	12	NR	540	619	NR	670	179	NR	800	3	NR	930	0	NR
415	25	NR	545	644	NR	675	154	NR	805	3	NR	935	0	NR
420	51	NR	550	671	NR	680	133	NR	810	3	NR	940	0	NR
425	100	NR	555	701	NR	685	114	NR	815	2	NR	945	0	NR
430	180	NR	560	735	NR	690	98	NR	820	2	NR	950	0	NR
435	315	NR	565	768	NR	695	83	NR	825	2	NR	955	0	NR
440	514	NR	570	798	NR	700	71	NR	830	1	NR	960	0	NR
445	828	NR	575	825	NR	705	61	NR	835	1	NR	965	0	NR
450	992	NR	580	843	NR	710	52	NR	840	1	NR	970	0	NR
455	652	NR	585	848	NR	715	44	NR	845	1	NR	975	0	NR
460	382	NR	590	844	NR	720	38	NR	850	1	NR	980	0	NR
465	282	NR	595	826	NR	725	32	NR	855	1	NR	985	0	NR
470	180	NR	600	800	NR	730	28	NR	860	1	NR	990	0	NR
475	119	NR	605	762	NR	735	24	NR	865	1	NR	995	0	NR
480	101	NR	610	719	NR	740	20	NR	870	1	NR	1000	0	NR
485	98	NR	615	669	NR	745	17	NR	875	0	NR			

REPORT NUMBER: SP1-2407-157-5

Scotopic Flux vs. Wavelength



Scotopic Lumens: NR

S/P: 1.49

λ (nm)	Power W [^] /nm	Lumens (φ/nm)	λ (nm)	Power W [^] /nm	Lumens (φ/nm)	λ (nm)	Power W [^] /nm	Lumens (φ/nm)	λ (nm)	Power W [^] /nm	Lumens (φ/nm)	λ (nm)	Power W [^] /nm	Lumens (φ/nm)
360	0	NR	490	112	NR	620	618	NR	750	15	NR	880	0	NR
365	0	NR	495	153	NR	625	563	NR	755	13	NR	885	0	NR
370	0	NR	500	216	NR	630	510	NR	760	11	NR	890	0	NR
375	0	NR	505	291	NR	635	456	NR	765	9	NR	895	0	NR
380	0	NR	510	366	NR	640	407	NR	770	8	NR	900	0	NR
385	0	NR	515	436	NR	645	359	NR	775	7	NR	905	0	NR
390	0	NR	520	492	NR	650	316	NR	780	6	NR	910	0	NR
395	2	NR	525	536	NR	655	277	NR	785	5	NR	915	0	NR
400	4	NR	530	567	NR	660	240	NR	790	4	NR	920	0	NR
405	7	NR	535	596	NR	665	208	NR	795	4	NR	925	0	NR
410	12	NR	540	619	NR	670	179	NR	800	3	NR	930	0	NR
415	25	NR	545	644	NR	675	154	NR	805	3	NR	935	0	NR
420	51	NR	550	671	NR	680	133	NR	810	3	NR	940	0	NR
425	100	NR	555	701	NR	685	114	NR	815	2	NR	945	0	NR
430	180	NR	560	735	NR	690	98	NR	820	2	NR	950	0	NR
435	315	NR	565	768	NR	695	83	NR	825	2	NR	955	0	NR
440	514	NR	570	798	NR	700	71	NR	830	1	NR	960	0	NR
445	828	NR	575	825	NR	705	61	NR	835	1	NR	965	0	NR
450	992	NR	580	843	NR	710	52	NR	840	1	NR	970	0	NR
455	652	NR	585	848	NR	715	44	NR	845	1	NR	975	0	NR
460	382	NR	590	844	NR	720	38	NR	850	1	NR	980	0	NR
465	282	NR	595	826	NR	725	32	NR	855	1	NR	985	0	NR
470	180	NR	600	800	NR	730	28	NR	860	1	NR	990	0	NR
475	119	NR	605	762	NR	735	24	NR	865	1	NR	995	0	NR
480	101	NR	610	719	NR	740	20	NR	870	1	NR	1000	0	NR
485	98	NR	615	669	NR	745	17	NR	875	0	NR			

REPORT NUMBER: SP1-2407-157-5

Melanopic Flux vs. Wavelength



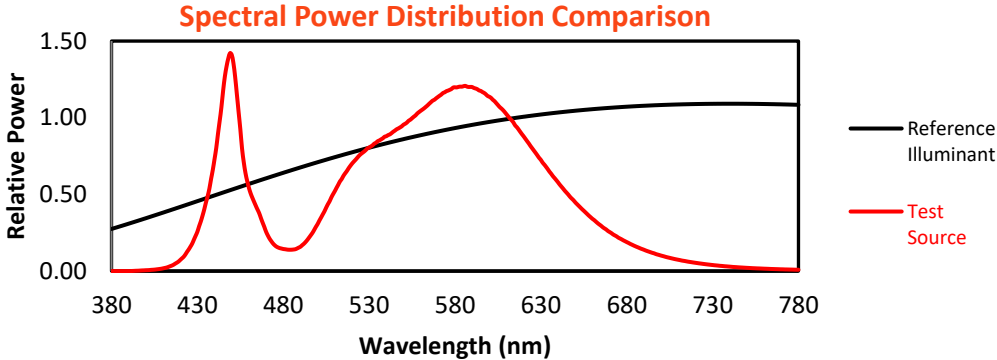
Melanopic Lumens: NR

M/P: 2.88

λ (nm)	Power W [^] /nm	Lumens (φ/nm)	λ (nm)	Power W [^] /nm	Lumens (φ/nm)	λ (nm)	Power W [^] /nm	Lumens (φ/nm)	λ (nm)	Power W [^] /nm	Lumens (φ/nm)	λ (nm)	Power W [^] /nm	Lumens (φ/nm)
360	0	NR	490	112	NR	620	618	NR	750	15	NR	880	0	NR
365	0	NR	495	153	NR	625	563	NR	755	13	NR	885	0	NR
370	0	NR	500	216	NR	630	510	NR	760	11	NR	890	0	NR
375	0	NR	505	291	NR	635	456	NR	765	9	NR	895	0	NR
380	0	NR	510	366	NR	640	407	NR	770	8	NR	900	0	NR
385	0	NR	515	436	NR	645	359	NR	775	7	NR	905	0	NR
390	0	NR	520	492	NR	650	316	NR	780	6	NR	910	0	NR
395	2	NR	525	536	NR	655	277	NR	785	5	NR	915	0	NR
400	4	NR	530	567	NR	660	240	NR	790	4	NR	920	0	NR
405	7	NR	535	596	NR	665	208	NR	795	4	NR	925	0	NR
410	12	NR	540	619	NR	670	179	NR	800	3	NR	930	0	NR
415	25	NR	545	644	NR	675	154	NR	805	3	NR	935	0	NR
420	51	NR	550	671	NR	680	133	NR	810	3	NR	940	0	NR
425	100	NR	555	701	NR	685	114	NR	815	2	NR	945	0	NR
430	180	NR	560	735	NR	690	98	NR	820	2	NR	950	0	NR
435	315	NR	565	768	NR	695	83	NR	825	2	NR	955	0	NR
440	514	NR	570	798	NR	700	71	NR	830	1	NR	960	0	NR
445	828	NR	575	825	NR	705	61	NR	835	1	NR	965	0	NR
450	992	NR	580	843	NR	710	52	NR	840	1	NR	970	0	NR
455	652	NR	585	848	NR	715	44	NR	845	1	NR	975	0	NR
460	382	NR	590	844	NR	720	38	NR	850	1	NR	980	0	NR
465	282	NR	595	826	NR	725	32	NR	855	1	NR	985	0	NR
470	180	NR	600	800	NR	730	28	NR	860	1	NR	990	0	NR
475	119	NR	605	762	NR	735	24	NR	865	1	NR	995	0	NR
480	101	NR	610	719	NR	740	20	NR	870	1	NR	1000	0	NR
485	98	NR	615	669	NR	745	17	NR	875	0	NR			

Summary

$R_f = 73.2$
 $R_g = 93.9$
 $CIE R_a = 71.0$
 $R_g = -38.4$



Color Vector Graphics



Individual Sample Fidelity Index ($R_{f,i}$)

CES01 = 85	CES26 = 61	CES51 = 88	CES76 = 50
CES02 = 61	CES27 = 88	CES52 = 87	CES77 = 69
CES03 = 30	CES28 = 81	CES53 = 77	CES78 = 53
CES04 = 70	CES29 = 65	CES54 = 84	CES79 = 81
CES05 = 47	CES30 = 81	CES55 = 83	CES80 = 78
CES06 = 50	CES31 = 69	CES56 = 73	CES81 = 77
CES07 = 40	CES32 = 60	CES57 = 72	CES82 = 91
CES08 = 39	CES33 = 76	CES58 = 73	CES83 = 89
CES09 = 29	CES34 = 70	CES59 = 85	CES84 = 86
CES10 = 74	CES35 = 83	CES60 = 89	CES85 = 77
CES11 = 57	CES36 = 91	CES61 = 81	CES86 = 71
CES12 = 63	CES37 = 79	CES62 = 85	CES87 = 76
CES13 = 42	CES38 = 92	CES63 = 72	CES88 = 80
CES14 = 74	CES39 = 96	CES64 = 64	CES89 = 70
CES15 = 71	CES40 = 91	CES65 = 61	CES90 = 79
CES16 = 46	CES41 = 93	CES66 = 57	CES91 = 74
CES17 = 49	CES42 = 80	CES67 = 54	CES92 = 57
CES18 = 56	CES43 = 76	CES68 = 63	CES93 = 74
CES19 = 72	CES44 = 99	CES69 = 73	CES94 = 51
CES20 = 65	CES45 = 85	CES70 = 55	CES95 = 65
CES21 = 86	CES46 = 82	CES71 = 48	CES96 = 76
CES22 = 78	CES47 = 86	CES72 = 83	CES97 = 84
CES23 = 92	CES48 = 77	CES73 = 45	CES98 = 75
CES24 = 91	CES49 = 80	CES74 = 93	CES99 = 62
CES25 = 72	CES50 = 88	CES75 = 51	



Color Rendition by Hue-Angle Bin



Measure Comparisons



(END OF REPORT)